



Viewings by appointment
0207 483 2611

abbey
properties

21 - 22 Prince Of Wales Terrace, W8 5PQ

£15,621 *fees apply



We are delighted to offer a stunning two-bedroom apartment with a large private terrace with spectacular views over Kensington. The apartment is situated within a super prime Georgian building in the heart of the Royal Borough of Kensington & Chelsea.

The 1,120 SQ FT apartment is situated on the third floor and comprises an open-plan integrated kitchen, a large reception/ dining room with impressive entertaining space, bi-fold doors leading onto a superb inside/outside private south-facing terrace, two double bedrooms with ensuite bathrooms, & guest powder room. The apartment has been interior designed to the highest specification allowing for space and style.

Pet friendly with on-street parking available via paid permit.

- Elegant and spacious apartment with outdoor space
- Stucco-fronted building in leafy Kensington
- Samsung Smart TVs with Sonos soundbars
- High ceilings and period features throughout
- Miele appliances, Quooker hot/cold tap
- On-street parking

Our agency are members of Property Mark, Client Money Protection and we hold an account with the Deposit Protection Scheme (ID number 1 8 7 0 9 7 4). Our trading name & registered office address is Wellington Estates Property Ltd, WorkLife, 174 Hammersmith Rd, London, W6 7JP company registration number 097780197. We charge no administration fees to tenants.

Tax Band: G
EPC Rating: C





abbey
properties



- Elegant and spacious apartment with outdoor space
- Stucco-fronted building in leafy Kensington
- High ceilings and period features throughout
- Miele appliances, Quooker hot/cold tap
- Samsung Smart TVs with Sonos soundbars
- On-street parking



Energy Efficiency Rating		Current	Potential
<p><i>Very energy efficient - lower running costs</i></p> <p>(92 plus) A</p> <p>(81-91) B</p> <p>(69-80) C</p> <p>(55-68) D</p> <p>(39-54) E</p> <p>(21-38) F</p> <p>(1-20) G</p> <p><i>Not energy efficient - higher running costs</i></p>			
		77	81
England & Wales EU Directive 2002/91/EC 			


Environmental Impact (CO ₂) Rating		Current	Potential
<p><i>Very environmentally friendly - lower CO₂ emissions</i></p> <p>(92 plus) A</p> <p>(81-91) B</p> <p>(69-80) C</p> <p>(55-68) D</p> <p>(39-54) E</p> <p>(21-38) F</p> <p>(1-20) G</p> <p><i>Not environmentally friendly - higher CO₂ emissions</i></p>			
England & Wales EU Directive 2002/91/EC 			

Viewings by appointment
0207 483 2611

7-8 Regency Parade
London, NW3 5EG

lettings@abbeyproperties.co.uk

www.abbeyproperties.co.uk



*All Fees stated are inclusive of VAT
(calculated at 20%)
Referencing Fee: £29.50 per applicant
Inventory/check-in fee: From £120 to £260 (dependent on the size of the property).
Administration fees: £107 per property

